


# I-BEAM RAIL & ENCLOSED CHANNEL BRUSH CLEANERS


During the past several years the requirements for conveyor cleaning tools and methods have been growing at a very fast pace. At Digilube Systems, we have recognized this fact and have been developing tools to meet this demand. Custom Conveyor brushes can be made to meet your specifications.

## I-BEAM RAIL BRUSH CLEANERS

I-Beam Brush assemblies are your best choice for continuous cleaning of Beam type conveyor rails. Installation is quick and easy.



#S91400, #S91440



#S91460

### PROVIDES:


- Continuous Cleaning of all Internal Surfaces
- Ease of Installation
- Non-Sparking Brushes

### ELIMINATES:


- Particulate Build-Up
- Particulate Fall Out
- Rework of Finished Parts
- Wheel & Chain Wear
- Costly Down Time

## ENCLOSED CHANNEL BRUSH CLEANER


Enclosed Track Brush assemblies are your best choice for continuous cleaning of Enclosed Track type conveyors.



#S91300



#S91330



#S91310

[www.digilube.com](http://www.digilube.com)

216 East Mill St. Springboro, OH 45066 • (Office) 937-748-2209 • (Fax) 937-748-0597