




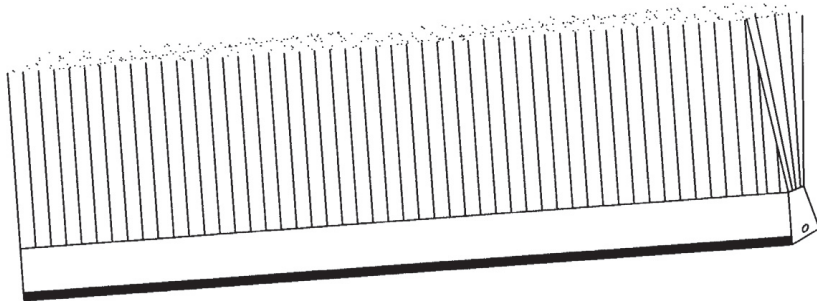
ENCLOSED CHANNEL BRUSH CLEANER

digilube systems, inc. #S91310

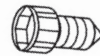


FITS RICHARD-WILCOX MODEL 2035

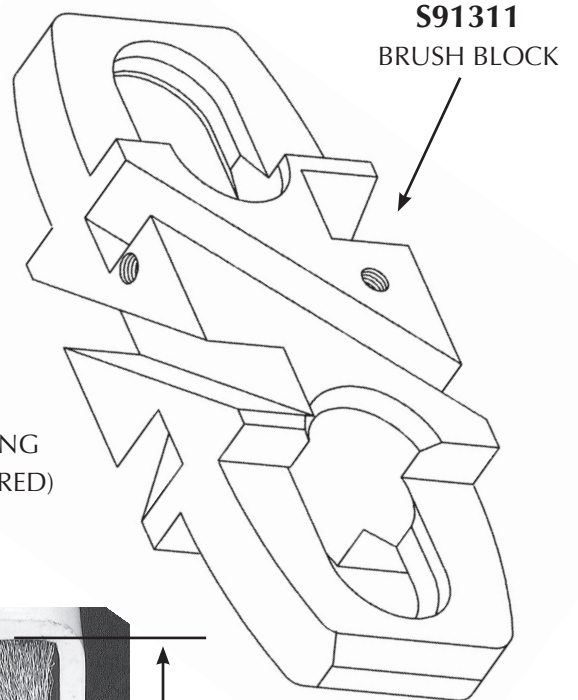
For best results, install #S91310 Enclosed Channel Brush every 75'-100' of chain



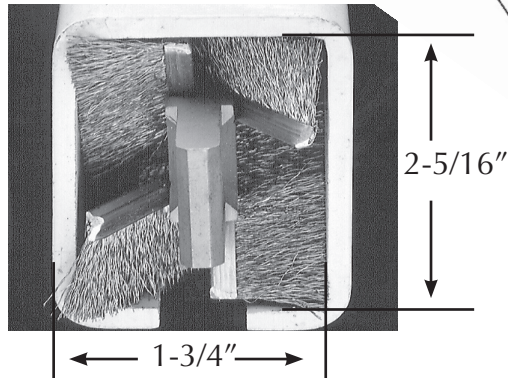
S91312
BRUSH
(4 REQUIRED)



S91314
BRUSH RETAINING
SCREW (4 REQUIRED)



S91311
BRUSH BLOCK



www.digilube.com

216 East Mill St. Springboro, OH 45066 • (Office) 937-748-2209 • (Fax) 937-748-0597