


CALL FOR
CUSTOM BRUSHES




digilube systems

I-BEAM RAIL BRUSH CLEANERS

I-Beam Brush assemblies are your best choice for continuous cleaning of Beam type conveyor rails.



#S91400, #S91440



#S91460

PROVIDES:


- Continuous Cleaning of all Internal Surfaces
- Ease of Installation
- Non-Sparking Brushes

ELIMINATES:


- Particulate Build-Up
- Particulate Fall Out
- Rework of Finished Parts
- Wheel & Chain Wear
- Costly Down Time

ENCLOSED CHANNEL BRUSH CLEANER


Enclosed Track Brush assemblies are your best choice for continuous cleaning of Enclosed Track type conveyors.



#S91300



#S91330



#S91310

www.digilube.com

216 East Mill St. Springboro, OH 45066 • (Office) 937-748-2209 • (Fax) 937-748-0597