





# ENCLOSED TRACK BRUSH CLEANER

#S91310



## FITS RICHARD-WILCOX MODEL 2035

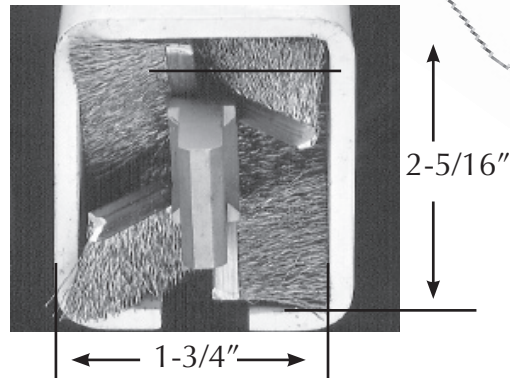
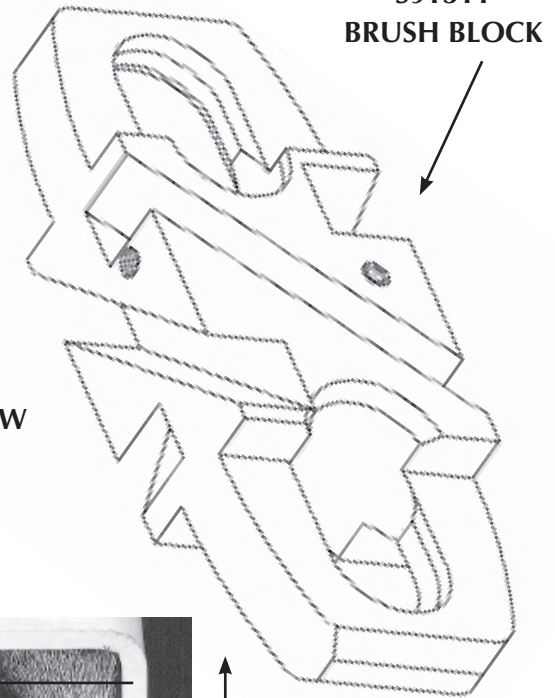
For best results, install #S91310 Enclosed Channel Brush every 75'-100' of chain



S91312 BRUSH  
(4 REQUIRED)



S91314 BRUSH  
RETAINING SCREW  
(4 REQUIRED)



[www.digilube.com](http://www.digilube.com)

216 East Mill St. Springboro, OH 45066 • (Office) 937-748-2209 • (Fax) 937-748-0597